

# 137 cm wide lower body x-ray shield (with patented collision tolerant pivotal arm)

312/DS-039/6/3 (137 cm wide shield with 1 x 57 cm fold-down top & 2 x 27 cm lift-off tops)

supplied with: -

1 off 25 mm x 10 mm x 57 cm long integrated accessory rail (fitted)

1 off 28.6 mm x 9.5 mm x 57 cm long integrated accessory rail

## Table mounted shield with 57 cm integrated accessory rail

This lower body shield substantially reduces exposure to scatter radiation emanating from the table or patient's body. The shield comprises a lightweight and durable structure, with enhanced friction maintaining middle link and pivotal arm supporting a flexible lead curtain. A unique patented mechanism enables the pivotal arm to move up when in collision with C-arm equipment. Semi-flexible top shields provide additional protection to the upper body, which can be quickly removed to ease patient transfer and access and can be stored on an optionally available wall rack.



## Features

- > The shield easily mounts to either side of the table allowing the pivotal arm to always face the head end.
- > A 72 cm wide attachment bracket slides onto a 25 mm high or 28.6 mm high tableside rail (maximum 11 mm thick). The securing handle position allows the shield to overhang the rail end and be repositioned further along the table if required.
- > The heavy duty friction maintaining middle link ensures accurate joint friction preventing unwanted curtain movement even when the table is tilted in any direction.
- > Equipment controls can be mounted on the large integrated rail and grouped with others close by on the adjacent tableside rail.

## Flexible x-ray protective curtain


- > The curtains form a large (137 cm wide x 75 cm high) safe zone of occupancy for the Radiologist (or Cardiologist) and another person standing nearby.
- > The curtains form around an under-table x-ray tube without impeding movement.
- > The curtain's inner 0.5 mm lead equivalent layer is bonded to its outer covering. As the protective layer is not suspended separately in a cover (bag), it cannot tear or fall away inside unnoticed.
- > The pivotal arm and middle link can swivel outwards from the table side to form a 48 cm or 65 cm wing, or inwards to conform to the shape of the table.



X-ray shielding

## Top shields

- > Detachable top shields (as shown) overlap to provide additional protection (92 cm wide) to the upper body.
- > These semi-flexible tops stand above the table and can be moved towards the patient as required.
- > Each top shield can be quickly removed to aid patient access (including the fold-down top).
- > A 57 cm wide fold-down top (#312/DS/3.115) attaches to the pivotal arm, accompanied by a 27 cm wide top (#312/DS/3.30) on the middle link and an adjacent, shorter 27 cm wide top (#312/DS/3.41) on the attachment bracket.
- > The x-ray attenuating material used in all tops has a lead equivalence of 0.5mm.
- > Wall mounted or mobile storage racks:  
312/W-LB wall rack for 1 x lower body shield  
312/W-TOP wall rack for 1 x 57 cm and 2 x 27 cm wide tops  
1342/A2 mobile rack options



Rear of shield – showing how tops attach



Front of shield – showing 57cm top folded down

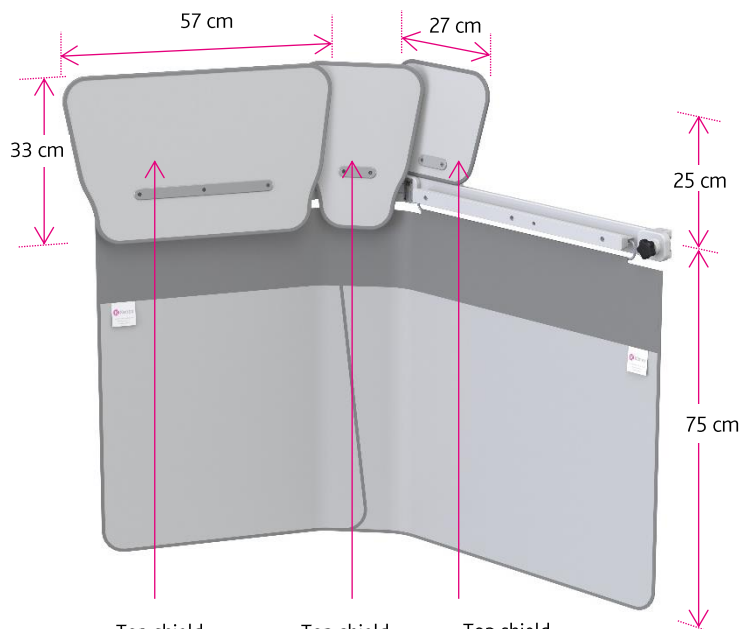
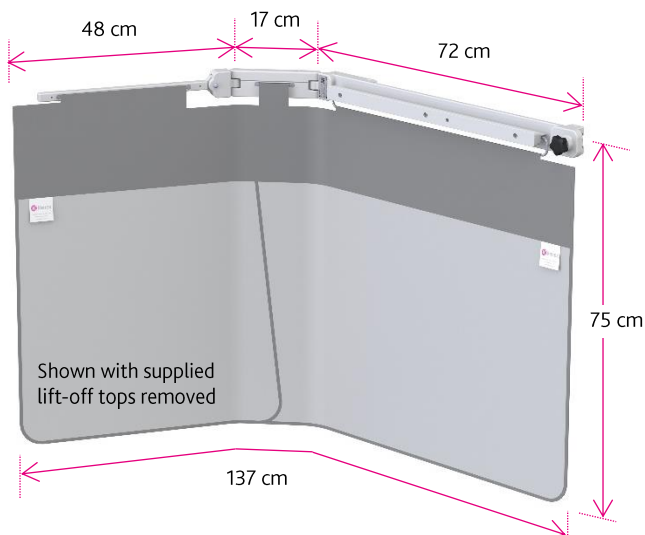
## Weights, dimensions & ordering information

Weights and dimensions are subject to manufacturing tolerance

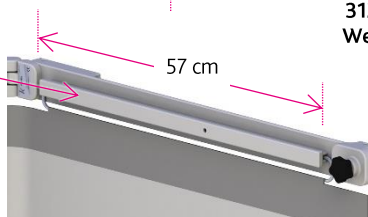
### 312/DS-039/6/3 comprising:

- 1 x 89 cm main element with equipment rail
- 1 x 48 cm pivoting element
- 1 x 57 cm fold-down / lift-off top
- 2 x 27 cm lift-off tops

Total weight: 17.6 kg



- Integrated rail for equipment controls:
- 25 mm x 10 mm x 57 cm (supplied & fitted)
  - 28.6 mm x 9.5 mm x 57 cm (supplied)



Kenex (Electro-Medical) Ltd  
Unit 17, RO24 Greenway, Harlow Business Park, Harlow, Essex CM19 5QB, England  
T: +44 (0)1279 417241 F: +44 (0)1279 443749 E: kenex@kenex.co.uk www.kenex.co.uk

312\_DS-039\_6\_3 iss6 (2023/11/02)