Kenex

Engineering safer healthcare environments

Product portfolio

Issue 37



For over 55 years, Kenex has built a reputation for designing and manufacturing quality products that help healthcare professionals. Our long standing relationships with many of the industry's leading organisations reflect the quality, reliability, and performance that our customers have come to expect.

Our commitment extends far beyond the point of sale. Comprehensive after-sales service and support demonstrate our understanding of our customers' needs and provide complete peace of mind. Through partnerships with trusted suppliers, continuous investment in our design and assembly facilities, and on going commitment to innovation, exhibitions, and market development, we remain firmly focussed on the future.

Today, we supply hundreds of organisations worldwide and are recognised as one of the leading manufacturers and suppliers within our sector. Our success is built on quality, innovation, and customer satisfaction, values that continue to drive everything we do.

At Kenex, we always strive to be the very best at what we do.



Contents

Suspension systems

2 **Installation aids for shields and lamps**
3 300/P/012 – Ceiling void anchorage mount
3 300/P/014 – Ceiling void anchorage mount
3 300/P/004 – Ceiling mounting plate
3 300 – Ceiling column with twin pivots
3 300 – Ceiling column with 360º twin pivots

4 **Track system for overhead shields and lamps**
4 3001/TC – Ceiling track and carriage
5 Installation aids

5 **Monitor suspension systems**
5 333 – Suspension systems for flat screen monitors
5 333/OPT – Platform for a Philips Optimus control panel

X-ray shielding

6 **Overhead radiation shields**
7 354 – Upper body radiation shields - with a patient contour corner cut-out
7 354 – Upper body radiation shields - without a corner cut-out
7 351 – Upper body radiation shields - with a patient contour corner cut-out
7 351 – Upper body radiation shields - without a corner cut-out
8 350 – Eyes and thyroid radiation shields

8 **Overhead radiation shields**
8 308 – Overhead flexible lead shield

8 **Radiation shields and lamps - complete systems**
9 350 – Eyes and thyroid shields and lamp combinations
9 351 – Upper body shields and lamp combinations
9 354 – Upper body shields and lamp combinations

10 **Mobile radiation shields**
10 303 – Mobile protective shields
10 310/B-3 – Height adjustable mobile shields
10 317 – Flexible protective side panels
11 326/05 – Height adjustable over-table mobile shield
11 314/05 – Flexible panel mobile shields

12 **Table mounted shields**
13 78 cm wide with a single friction pivot
13 89 cm wide with a double friction joint
14 92 cm wide with a double friction joint
15 100 cm wide with a single friction pivot
16 114 cm wide with a double friction joint
17 137 cm wide with a double friction joint
17 162 cm wide with 2 x double friction joint
18 Collision resilient, 92 cm wide with a double friction joint
19 Collision resilient, 114 cm wide with a double friction joint
19 Collision resilient, 137 cm wide with a double friction joint
20 Collision resilient, 137 cm wide with a double friction joint & deep bracket
20 Collision resilient, 162 cm wide with 2 x double friction joint
21 Top shield options and replacements
23 Storage – wall racks for table mounted lower body shields
23 Storage – mobile racks for table mounted lower body shields
24 313 – Head end table shields
25 311/TC – Upper foot end table shield
26 Accessory rail for tableside mounted equipment

26 **Radiation shielding materials**
26 Lead vinyl
26 Lead glass
26 Lead acrylic

Operating lamps

27 **Operating and examination lamps**
28 LED 130F – Focusable, single colour LED examination lamp
28 LED 150F – Focusable, single colour LED examination & small operating lamp
28 LED 150FP – Focusable, single colour LED examination & small operating lamp
29 LED 150MC – Fixed focus, multi colour LED examination & small operating lamp
29 LED 6MC – Multi colour surgical LED lamp
29 LED 300DF SC – Single colour surgical LED lamp
30 Mobile lamps – LED 130F, 150F, 150FP & 6MC
30 Additional sterilisable handle

Imaging accessories

31 **Mobile holders for DR panels and cassettes**
31 1330 – Mobile DR detector and cassette holder
32 1305/8/1 – Mobile DR detector and cassette holder
32 1305/3/1 – Mobile cassette holder

32 **Positioning aids**
32 1701 – Sandbags

33 **Patients chair**
33 1501/D – Patients imaging chair

33 **Mobile pedestal**
33 1340/3 – Mobile pedestal for tableside controls
33 1340/3/LR – Mobile pedestal with attached radiation shield

Protective clothing

34 **X-ray protective clothing**
34 Order guide and colour guide
35 907 – LytaType double sided apron
36 905 – LytaType wrap-around coat
37 903 – LytaType wrap-around coat
38 910 – LytaType half back apron
39 909 – LytaType cross back apron
39 911 – LytaType cross back apron
40 915 – LytaType jacket (vest)
40 919 – LytaType kilt (skirt)
41 917 – LytaType double-sided short top apron
41 921 – LytaType demi apron
41 921-V – LytaType demi apron
42 951/05 – Thyroid collar
42 953/05 – Thyroid collar
42 278 – Ovary shields
42 299 – T shape gonad shields
43 265 – Radiation protective glasses

43 **Apron storage racks**
43 100 – Multiform apron wall console
44 102/C – Mobile swivel arm apron rack
44 100 – Kilt / skirt hooks
44 103 – Mobile apron rail

45 **Terms and conditions**

Suspension systems

Trusted worldwide to support medical devices.

Kenex suspension systems are trusted by healthcare facilities worldwide, providing safe, reliable support for a wide range of medical devices, including radiation protective shields, operating lamps, monitors, contrast injectors, video cameras and x-ray control consoles. Whether supporting a single device or a multi-equipment configuration, our systems can be tailored to meet specific clinical and operational requirements.

Designed for flexibility and ease of use, our suspension systems incorporate a 75 cm or 95 cm extension arm with a 91 cm spring arm, supporting loads of up to 21 kg and providing smooth movement across a wide working area. A patented safety collar prevents accidental separation of the supported device, while robust twin-pin steel ceiling column design ensures exceptional stability and safety.

For applications requiring greater versatility, our patented ceiling track systems enable the independent movement of multiple devices. The unique track profile accommodates an optional integrated cable management system, enclosing signal and power cables with an energy chain to eliminate the need for external cable festoon systems and maximises the freedom of movement.

Manufactured to the highest standards of safety and performance, all Kenex systems comply with IEC 60601-1 3rd Edition requirements. All systems are CE marked in compliance with EU Medical Device Regulation 2017/745 and are UKCA marked with compliance to the UK Medical Device Regulation 2002.

Installation aids for shields and lamps
Model 300

300/P/012, 300/P/014, 300/P/004 – Ceiling anchorage mounts



These installation aids are designed to provide secure support for the fixed installation of ceiling-mounted columns used with radiation shields, surgical lights, and monitor suspension systems. The appropriate anchorage mount required will depend on the specific structural design of the ceiling.

Prior to installation, the project structural engineer must verify that the ceiling structure is capable of safely supporting and transferring all loads imposed by the installed pendant system. The load-bearing capacity of the supporting structure must be assessed through structural analysis and certified by means of an approved structural compliance certificate.

300/P/012, 300/P/014 – Ceiling void anchorage mounts

Once assembled, installed, and adjusted these support structures provide an upright and solid platform.

- Support structures for installation in the space between a suspended ceiling and a concrete ceiling above (column not included).

Description	Product code
Ceiling void anchorage mount for distances between 30 cm - 90 cm	300/P/012
Ceiling void anchorage mount for distances between 8.5 cm - 30 cm	300/P/014



300/P/014
(for distances 8.5 cm - 30 cm)



300/P/012
(for distances 30 cm - 90 cm)

300/P/004 – Ceiling mounting plate

This mounting plate provides an effective support for the static installation of a ceiling column.

- The plate can be fixed to ceiling channels or a framework above a suspended ceiling.

Description	Product code
73.5 x 34 x 3.4 cm steel mounting plate (column not included)	300/P/004



Ceiling column on mounting plate
(300/P/004)

300 – Ceiling column with twin pivots

Description	Product code
40 cm long with 1 pivot electrically wired for arm and lamp	300/COLUMN/40
60 cm long with 1 pivot electrically wired for arm and lamp	300/COLUMN/60
80 cm long with 1 pivot electrically wired for arm and lamp	300/COLUMN-2
100 cm long with 1 pivot electrically wired for arm and lamp	300/COLUMN/100



300/COLUMN-2

300 – Ceiling column with 360° twin pivots

This ceiling column allows 360° degree independent rotation of both suspension arms.

Description	Product code
80 cm long with 1 pivot electrically wired for arm and lamp	300/COLUMN-5



300/COLUMN-5

Track system for overhead shields and lamps
Model 3001

3001/TC – Ceiling track and carriage (design patented by Kenex)

Our patented ceiling track system features a unique profile that accommodates an optional integrated cable management solution, allowing power, data, and signal cables to be safely enclosed within an internal energy chain. This innovative design eliminates the need for conventional cable festoon systems, where external sliding cable hangers can impede movement and create an untidy appearance.

The track's enhanced structural strength allows the incorporation of two independently mobile carriages, each capable of supporting a ceiling column fitted with two fully loaded suspension arms. This provides exceptional flexibility, smooth operation, and efficient utilisation of clinical workspace while maintaining a clean and streamlined installation.

Please note: model 3001/TC/250 track and carriage is included with some radiation shields.
See product codes ending -0031 from page 7.







Ceiling track
Heavy duty aluminium tracks supplied with a smooth running carriage.

- Shields with a ceiling column, i.e., 354/P/76-001 can be fixed to the carriage.
- One additional carriage can be fitted thus allowing independent movement of up to 4 devices.
- Optional cable management system (energy chain) for lamps or monitors etc.
- Design simplifies installation to Unistrut (or equivalent) ceiling channels.

Description	Product code
250 cm long ceiling track including x 1 carriage	3001/TC/250
420 cm long ceiling track including x 1 carriage	3001/TC/420

Energy chain - cable management system
The cable management fits tidily within the track and eliminates hanging cables.

Description	Product code
Energy chain (per carriage) for 250 cm long tracks	3001/TC/250/EC
Energy chain (per carriage) for 420 cm long tracks	3001/TC/420/EC



Energy chain sits within the track eliminating hanging cables

Installation aids

Used when a track is to be secured on parallel Unistrut® P1000 or equivalent supporting rails.

Description	Product code
Joining kit 250 cm - Parallel mounting unistrut	3001/3.23
Joining kit 420 cm - Parallel mounting unistrut	3001/3.24

Optional extra

Description	Product code
Extra carriage (maximum 2 carriages per track)	3001/3.25



3001/3.25

Monitor suspension systems
Model 333

333 – Suspension systems for flat screen monitors with a 5-10 kg weight range



- 186 cm reach extension/spring arm and monitor holder with 100 mm VESA mount.
- Supplied with 80 cm long twin pivot column with 40, 60, or 100 cm lengths available.
- External cabling only.

Description	Product code
Stationary system Monitor holder, suspension arm and fixed ceiling column	333/1/510/001
Ceiling track system Monitor holder, arm, column, 250 cm track & carriage	333/1/510/0031
Wall mounted system Monitor holder, arm and wall fixing bracket	333/1/510/005
Combined system Monitor holder and arm, fit onto an existing ceiling column or wall bracket	333/1/510/006

Model 333/1/510/001 can be used with an existing track. Model 333/1/510/006 can be used with a shield.

333/OPT – Platform for a Philips Optimus control panel



- Platform yoke connects to an extension/spring arm with 186 cm reach.
- Supplied with 80 cm long twin pivot column with 40, 60, or 100 cm lengths available.

Description	Product code
Stationary system Platform, suspension arm and fixed ceiling column	333/OPT-001
Ceiling track system Platform, arm, column, 250 cm track & carriage	333/OPT-0031
Wall mounted system Platform, arm and wall fixing bracket	333/OPT-005
Combined system Platform and arm, fit onto an existing ceiling column or wall bracket	333/OPT-006

Model 333/OPT-001 can be used with an existing track. Model 333/OPT-006 can be used with a shield.

X-ray shielding



Comprehensive x-ray shielding for staff protection.

Our comprehensive range of x-ray shielding equipment is designed to significantly reduce secondary radiation exposure to healthcare professionals across a wide range of imaging and interventional procedures.

Ceiling suspended lead acrylic and lead glass shields help minimise radiation dose to he head, lens of the eye and upper body, while providing immediate access to the patient when required in an emergency. Tableside mounted shields offer effective protection for the lower body and extremities and, when used in conjunction with overhead shielding, creates a safe and effective protected working zone. Mobile over table and alongside table shielding solutions are also available, providing additional flexibility to suit different clinical environments.

All suspended shielding systems can be supplied with the VALiA system where required. To support project planning and installation, 3D Computer-aided design (CAD) files are available on request, helping facilitate efficient room layout and equipment integration.

Overhead radiation shields
Models 354 / 351 / 350 / 308

Kenex radiation shields - provide optimal protection

Stationary installation
Protective shields for fixed ceiling installations are supplied as standard with a suspension arm and an 80 cm ceiling column, with alternative column lengths of 40 cm, 60 cm, and 100 cm available. The suspension arm combines an extension arm and spring arm to provide a total reach of 186 cm. Each ceiling column includes a spare pivot with an integrated electrical connector, allowing the installation of a second suspension arm and an additional device, such as the illustrated lamp.

Movable installation
For flexible positioning, shields can be supplied with a 250 cm heavy-duty aluminium ceiling track and movable carriage. Track-mounted devices can be easily positioned within the working area or parked up to 5.9 metres away when not in use. An optional second carriage enables independent movement of additional equipment, including injectors, monitors, lamps, or extra protective shields.



354/P76/LED130F-0031



354 – Upper body radiation shields
With a patient contour corner cut-out

- Material: transparent lead acrylic, lead equivalent 0.5 mm.
- Portrait orientation, but central ball and socket joint provides rotational and tilting movement.
- Optional protective lead panels to the lower profile. Bespoke lengths are available.

Description	Product code
85 cm high x 80 cm wide shield with a suspension arm and ceiling column	354/P/88-001
Option: flexible 0.5 mm lead panels fitted around lower profile, length 150 mm (80 mm on curve)	354/P/LR/88
85 cm high x 80 cm wide shield and curtain for attachment to a VALiA MD21+ suspension arm	354/P/88-207/LR
76 cm high x 61 cm wide shield with a suspension arm and ceiling column	354/P/76-001
76 x 61 cm shield with arm, column and 250 cm heavy duty aluminium ceiling track	354/P/76-0031
Option: flexible 0.5 mm lead panels fitted around lower profile, length 150 mm (80 mm on curve)	354/P/LR



354/P/76-001 354/P/LR

354 – Upper body radiation shields
Without a corner cut-out

- Material: transparent lead acrylic, lead equivalent 0.5 mm.
- Portrait orientation, but central ball and socket joint provides rotational and tilting movement.
- Optional protective lead panels to the lower profile. Bespoke lengths are available.

Description	Product code
76 cm high x 61 cm wide shield with a suspension arm and ceiling column	354/76-001
76 x 61 cm shield with arm, column and 250 cm heavy duty aluminium ceiling track	354/76-0031
Option: flexible 0.5 mm lead panels fitted across 61 cm width, length 150 mm	354/LR/61
40 cm high x 50 cm wide shield with a suspension arm and ceiling column	354/45-001
40 x 50 cm shield with arm, column and 250 cm heavy duty aluminium ceiling track	354/45-0031
Option: flexible 0.5 mm lead panels fitted across 50 cm width, length 150 mm	354/LR/50



354/76-001

351 – Upper body radiation shields
With a patient contour corner cut-out

- Material: transparent lead acrylic, lead equivalent 0.5 mm.
- Landscape orientation.
- Optional protective lead panels to the lower profile. Bespoke lengths are available.

Description	Product code
60 cm high x 80 cm wide shield with a suspension arm and ceiling column	351/P/68-001
60 x 80 cm shield with arm, column and 250 cm heavy duty aluminium ceiling track	351/P/68-0031
Option: flexible 0.5 mm lead panels fitted around lower profile, length 150 mm (80 mm on curve)	351/P/LR



351/P/68-001

351 – Upper body radiation shields
Without a corner cut-out

- Material: transparent lead acrylic, lead equivalent 0.5 mm.
- Landscape orientation.
- Optional protective lead panels to the lower profile. Bespoke lengths are available.

Description	Product code
60 cm high x 80 cm wide shield with a suspension arm and ceiling column	351/68-001
60 x 80 cm shield with arm, column and 250 cm heavy duty aluminium ceiling track	351/68-0031
Option: flexible 0.5 mm lead panels fitted across 80 cm width, length 150 mm	351/LR/80
40 cm high x 50 cm wide shield with suspension arm and ceiling column	351/45-001
40 x 50 cm shield with arm, column and 250 cm heavy duty aluminium ceiling track	351/45-0031
Option: flexible 0.5 mm lead panels fitted across 50 cm width, length 150 mm	351/LR/50



351/68-001

350 – Eyes and thyroid radiation shields

- Material: Lead glass, with minimum 2.2 mm lead equivalent.
- Fitted flexible lower curtain: lead equivalent 0.5 mm.

Description	Product code
40 cm high x 50 cm wide shield with a suspension arm and ceiling column	350/45-001
40 x 50 cm shield with arm, column and 250 cm heavy duty alloy ceiling track	350/45-0031
30 cm high x 40 cm wide shield with a suspension arm and column	350/34-001
30 x 40 cm shield with arm, column and 250 cm heavy duty alloy ceiling track	350/34-0031



350/45-001

308 – Overhead flexible lead shield

Overlapping panels with a fold-up centre section retained by a press stud.

- Material: flexible 0.5 mm Pb equivalent lead vinyl.
- Size: 50 cm high x 100 cm wide.
- Ceiling model has an 80 cm long ceiling column. 60 & 100 cm lengths are optional.

Other sizes available on request.

Description	Product code
Shield with a suspension arm and ceiling column	308/50100-001
Shield with a suspension arm and wall mounting bracket	308/50100-005

For track systems see page 4.



308

Radiation shields and lamps - complete systems
Models 350 / 351 / 354

Static ceiling mounted or ceiling track mounted radiation shields and lamp combinations

All lamps have daylight characteristics, light field focussing, dimming with on/off switch, sterilisable handle, power supply unit and a 950/910 mm suspension arm. Model 350 protective shields include a 2.2 mm lead equivalent glass window with an attached 0.5 mm Pb flexible curtain. Models 351 and 354 shields include 0.5 mm lead equivalent transparent acrylic with an optionally attached 0.5 mm Pb flexible curtain.

All shields are supplied with a suspension arm and an 80 cm long twin pivot ceiling column as standard. Other lengths of 40 cm, 60 cm and 100 cm are available as a no cost option.

See page 6 for further shield details and page 27 for operating lamps. For mounting systems see page 2.

350 – Eyes and thyroid shields and lamp combinations

Stationary system: with a fixed ceiling column

Description	Product code
40 x 50 cm shield, static column and lamp: LED 130F	350/45/LED130F-001
40 x 50 cm shield, static column and lamp: LED 150F	350/45/LED150F-001
40 x 50 cm shield, static column and lamp: LED 300DF SC	350/45/LED3DF-001

Movable solution: with ceiling column and 250 cm HD aluminium ceiling track

Description	Product code
40 x 50 cm shield, column, ceiling track and lamp: LED 130F	350/45/LED130F-0031
40 x 50 cm shield, column, ceiling track and lamp: LED 150F	350/45/LED150F-0031
40 x 50 cm shield, column, ceiling track and lamp: LED 300DF SC	350/45/LED3DF-0031



350/45/LED130F-0031

351 – Upper body shields and lamp combinations

Stationary system: with a fixed ceiling column

Description	Product code
60 x 80 cm shield, static column and lamp: LED 130F	351/P68/LED130F-001
60 x 80 cm shield, static column and lamp: LED 150F	351/P68/LED150F-001
60 x 80 cm shield, static column and lamp: LED 300DF SC	351/P68/LED3DF-001

Movable solution: with ceiling column and 250 cm HD aluminium ceiling track

Description	Product code
60 x 80 cm shield, column, ceiling track and lamp: LED 130F	351/P68/LED130F-0031
60 x 80 cm shield, column, ceiling track and lamp: LED 150F	351/P68/LED150F-0031
60 x 80 cm shield, column, ceiling track and lamp: LED 300DF SC	351/P68/LED3DF-0031



351/P68/LED130F-0031

354 – Upper body shields and lamp combinations

Stationary system: with a fixed ceiling column

Description	Product code
76 x 61 cm shield, static column and lamp: LED 130F	354/P76/LED130F-001
76 x 61 cm shield, static column and lamp: LED 150F	354/P76/LED150F-001
76 x 61 cm shield, static column and lamp: LED 300DF SC	354/P76/LED3DF-001

Movable solution: with ceiling column and 250 cm HD aluminium ceiling track

Description	Product code
76 x 61 cm shield, column, ceiling track and lamp: LED 130F	354/P76/LED130F-0031
76 x 61 cm shield, column, ceiling track and lamp: LED 150F	354/P76/LED150F-0031
76 x 61 cm shield, column, ceiling track and lamp: LED 300DF SC	354/P76/LED3DF-0031

For operating lamps see page 27.



354/P76/LED130F-0031

Mobile radiation shields
Models 303 / 310 / 317 / 326 / 314

303 – Mobile protective shields

Solid panel design: 2.2 mm Pb lead core, finished on both sides with high-pressure plastic laminate. All shields have a 2.2 mm Pb equivalent clear lead glass window. Listed colours: white, cream, light grey, dark grey, pink, and turquoise blue. Alternative colour options and custom vinyl graphics are available on request.



303/B2/90

Mobile shield
Fitted with 25 cm high x 25 cm wide window.

Description	Product code
Shield 200 cm high x 90 cm wide	303/B2/90

Panoramic mobile shield
Fitted with 25 cm high x 62 cm wide window

Description	Product code
Panoramic shield 200 cm high x 90 cm wide	303/B3/90

310/B-3 – Height adjustable mobile shields

Original Kenex design exceeds the demands of professionals.

- Ideal for use in confined areas close to the tableside.
- The counterbalanced lead acrylic window can be raised in an instant or lowered to gain access to the patient.
- Window 70 cm wide: height range 115 - 188 cm.
- Lower shield panel 78 cm wide.
- Optional full width rail can be used for equipment hand controls.
- Occupies very little space when not in use.



310/B-3

Upper transparent window: 0.5 mm Pb (@ 150 kV).
Lower section: 1.0 mm Pb (@ 150 kV).

Description	Product code
Height adjustable shield	310/B-3
Shield 310/B-3 with rail 769 x 10 x 25 mm	310/B-3/31
Shield 310/B-3 with rail 769 x 8 x 25 mm	310/B-3/91

317 – Flexible protective side panel
A flexible curtain on a double-jointed pivotal arm can be factory fitted to the side, or to both sides of the above mobile shield model 310/B-3.

- One curtain, when fully extended increases the shield width by 68 cm.
- Pivotal arm and curtain can swivel round to form a curved side wing.
- Flexible 0.5 mm Pb curtain is 85 cm long.
- Curtain folds across the front when not in use.

Lead vinyl curtain: 0.5 mm Pb (@ 150 kV).

Description	Product code
Protective side panel (per side)	317/05-01

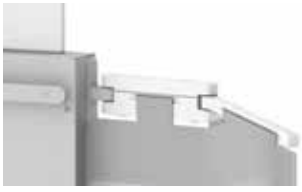

317



326/05 – Height adjustable over-table mobile shield



All the attributes of ceiling and table mounted shields in one mobile unit.

- Creates a safe working zone.
- Significantly reduces exposure to scatter radiation.
- The counterbalanced lead acrylic window can be positioned over the patient and height adjusted to suit the table.
- A flexible curtain is suspended from the cantilevered window and does not impede C-arm movements.
- The lower sliding curtain can be extended towards the tableside to form a continuous barrier.

Window: 116 cm wide x 50 cm high, height range 138-168 cm (0.5 mm Pb equivalent).
Curtain: 45 - 80 cm wide x 80 cm high (0.5 mm Pb equivalent).

Description	Product code
Over-table mobile shield	326/05



326/05

314/05 – Flexible panel mobile shields

Mobile panel is height adjustable with spring assistance.

- Height range: 85 cm to 120 cm.
- Single flexible panel model is 70 cm wide x 60 cm high.
- Double panel version has fixed extra protection below.
- Lead equivalent: 0.5 mm.

Description	Product code
Single flexible panel mobile shield	314/05-01
Double flexible panel mobile shield	314/05-02



314/05-01



314/05-02

Table mounted shields
Models 312 / 311

Table mounted lower body shields

Shields are available with either a double-jointed pivot arm or a single friction pivot arm. Both designs allow the shield to be positioned laterally towards the patient or swung away from the table, creating a 0.5 mm Pb protective wing. Self-adjusting friction joints ensure the shield remains securely in the required position.





312/E-022



Side profile showing attachment

- Kenex table shields can be transferred from one side of the table to the other in seconds by rotating the upper section 180° horizontally, while keeping the pivot arm facing the head end.
- To position the shield, simply slide the mounting bracket onto the table-side accessory rail.
- All shields feature automatic wear compensation to maintain precise joint friction, preventing unwanted curtain movement even when the table is tilted.
- The suspended curtain creates a 'safe zone of occupancy' for the Radiologist or Cardiologist that can be further extended with the addition of top body shields.
- The curtain is designed to accommodate under table x-ray tubes without impeding movement.
- When used in conjunction with Kenex ceiling-mounted protection systems, the upper and lower body shields combine to form an effective, easy-to-use barrier against scatter radiation.





Automatic wear adjustment

Curtain construction
The flexible curtain suspended from each shield provides 0.5 mm Pb protection. It comprises a flexible inner core bonded to a durable outer covering, creating a strong, supple, easy-to-clean curtain that will not delaminate. All shields are supplied with a curtain that easily fits around the shape of the C-arm without restricting its movement.

Alternative Construction
Curtains with three overlapping panels are also available. To specify this option, add '/P' to the required stock code. Overlapping-panel curtains are available at no additional cost.

Collision resistant
Selected shields (see pages 18-20) feature a patented mechanism that enables upward movement of the pivot arm. During certain acute C-arm angulations, a collision with a table-mounted shield may occur. The collision-resistant link helps prevent damage to either the C-arm or shield, avoiding disruption to clinical procedures.

These models are fitted with two separate curtains featuring overlapping angled edges, as shown. This design helps maintain radiation protection while the pivot arm moves upward.



Curtain overlap

Top shields
Top shields are manufactured using the same 0.5 mm Pb protective material as the suspended curtains of the main shield. They include a flexible plastic material that enables them to stand 25 cm or 15 cm above the tableside rail, and provide additional higher and wider protection to the user. Their unique shape (wider at the top) ensures that no gaps develop as the adjacent tops are pushed towards the patient during procedures (see page 21).



Top shields

78 cm wide with a single friction pivot

- 78 cm shields can be quickly adjusted to fit either a 25 mm or 28.6 mm high tableside rail (max. 11 mm thick).
- Can be fitted to either side of the table with the pivotal arm always positioned towards the head end.
- 70 cm high curtain.

Description	Product code
One piece table shield without a top shield	312/E-005
Alternative model with overlapping curtain panels	312/E-005/P
One piece table shield with a 57 cm wide lift-off top shield	312/E-006
Alternative model with overlapping curtain panels	312/E-006/P
One piece table shield with a 57 cm wide fold-down top shield	312/E-007
Alternative model with overlapping curtain panels	312/E-007/P



312/E-006

One piece curtain



312/E-005



312/E-006 (with lift-off top)



312/E-007 (with fold-down top)

Overlapping curtains



312/E-005/P



312/E-006/P (with lift-off top)



312/E-007/P (with fold-down top)

89 cm wide with a double friction joint

- Shield fits onto a 25 x 10 mm tableside rail.
- 70 cm high curtain.
- Wall rack is included.

Description	Product code
Table shield with overlapping curtain panels and a 52 cm wide fold-down top shield	311/DS-020



311/DS-020

92 cm wide with a double friction joint

- 92 cm shields can be quickly adjusted to fit either a 25 mm or 28.6 mm tableside rail (max. 11 mm thick).
- Can be fitted to either side of the table with the pivotal arm always positioned towards the head end.
- 70 cm high curtain.

Description	Product code
One piece table shield without a top shield	312/E-010
Alternative model with overlapping curtain panels	312/E-010/P
One piece table shield with a 57 cm wide lift-off top shield	312/E-011
Alternative model with overlapping curtain panels	312/E-011/P
One piece table shield with a 57 cm wide fold-down top shield	312/E-012
Alternative model with overlapping curtain panels	312/E-012/P



312/E-012

Collision resilient
For collision resilient models where the pivotal arm moves up if struck from below by a C-arm, see page 18.

One piece curtain



312/E-010



312/E-011 (with lift-off top)



312/E-012 (with fold-down top)

Overlapping curtains



312/E-010/P



312/E-011/P (with lift-off top)



312/E-012/P (with fold-down top)

100 cm wide with a single friction pivot

- 100 cm shields can be quickly adjusted to fit either a 25 mm or 28.6 mm high tableside rail (max. 11 mm thick).
- They have a 35 cm long integrated accessory rail which keeps equipment controls close to hand.
- Can be fitted to either side of the table with the pivotal arm always positioned towards the head end.
- 70 cm high curtain.

Description	With accessory rails 350 x 10 x 25 mm & 350 x 9.5 x 28.6 mm	With accessory rail 350 x 7.7 x 25 mm
One piece table shield without a top shield	312/E-015	312/E-015/8
Alternative model with overlapping curtain panels	312/E-015/P	312/E-015/8P
One piece table shield with a 57 cm wide lift-off top shield	312/E-016	312/E-016/8
Alternative model with overlapping curtain panels	312/E-016/P	312/E-016/8P
One piece table shield with a 57 cm wide fold-down top shield	312/E-017	312/E-017/8
Alternative model with overlapping curtain panels	312/E-017/P	312/E-017/8P



312/E-016

One piece curtain



312/E-015



312/E-016 (with lift-off top)



312/E-017 (with fold-down top)

Overlapping curtains



312/E-015/P



312/E-016/P (with lift-off top)



312/E-017/P (with fold-down top)

114 cm wide with a double friction joint

- 114 cm shields can be quickly adjusted to fit either a 25 mm or 28.6 mm high tableside rail (max. 11 mm thick).
- They have a 35 cm long integrated accessory rail which keeps equipment controls close to hand.
- Can be fitted to either side of the table with the pivotal arm always positioned towards the head end.
- 70 cm high curtain.

Description	With accessory rails 350 x 10 x 25 mm & 350 x 9.5 x 28.6 mm	With accessory rail 350 x 7.7 x 25 mm
One piece table shield without a top shield	312/E-020	312/E-020/8
Alternative model with overlapping curtain panels	312/E-020/P	312/E-020/8P
One piece table shield with a 57 cm wide lift-off top shield	312/E-021	312/E-021/8
Alternative model with overlapping curtain panels	312/E-021/P	312/E-021/8P
One piece table shield with a 57 cm wide fold-down top shield	312/E-022	312/E-022/8
Alternative model with overlapping curtain panels	312/E-022/P	312/E-022/8P
One piece table shield with a 57 cm & 2 x 27 cm wide lift-off top shields	312/E-020/3	312/E-020/3/8
Alternative model with overlapping curtain panels	312/E-020/3/P	312/E-020/3/8P



312/E-022



Accessory rail

Collision resilient

For collision resilient models where the pivotal arm moves up if struck from below by a C-arm, see page 18.

One piece curtain



312/E-020



312/E-021 (with lift-off top)



312/E-022 (with fold-down top)



312/E-020/3 (with 3 x lift-off tops)

Overlapping curtains



312/E-020/P



312/E-021/P (with lift-off top)



312/E-022/P (with fold-down top)



312/E-020/3/P (with 3 x lift-off top)

137 cm wide with a double friction joint

- 137 cm shields can be quickly adjusted to fit either a 25 mm or 28.6 mm high tableside rail (max. 11 mm thick).
- They have a 57 cm long integrated accessory rail to keep equipment controls close to hand.
- Can be fitted to either side of the table with the pivotal arm always positioned towards the head end.
- These shields can also overhang the tableside rail to be positioned nearer the head end.
- 75 cm high curtain.



Description	With accessory rails 570 x 10 x 25 mm & 570 x 9.5 x 28.6 mm
One piece table shield without a top shield	312/DS-039/4
Including set of three top shields (3 x lift-off)	312/DS-0412/4
Including set of three top shields (1 x fold-down/lift-off & 2 x lift-off)	312/DS-039/4/3



312/DS-039/4



312/DS-0412/4
(with 3 x lift-off tops)



312/DS-039/4/3
(with 1 x fold-down/lift-off top & 2 x lift-off tops)

162 cm wide with 2 x double friction joint

- 162 cm shields can be quickly adjusted to fit either a 25 mm or 28.6 mm high tableside rail (max. 11 mm thick).
- They have a 57 cm long integrated accessory rail to keep equipment controls close to hand.
- Can be fitted to either side of the table with the pivotal arm always positioned towards the head end.
- These shields can also overhang the tableside rail to be positioned nearer the head end.
- 75 cm high curtain.



Description	With accessory rails 570 x 10 x 25 mm & 570 x 9.5 x 28.6 mm
One piece table shield without a top shield	312/DS-039/9
Including set of four top shields (1 x fold-down/lift-off & 3 x lift-off)	312/DS-039/9/4



312/DS-039/9



312/DS-039/9/4
(with 1 x fold-down/lift-off top & 3 x lift-off tops)

Table mounted shields
Collision resilient

Collision resilient table mounted lower body shields

Unique patented mechanism enables the pivotal arm to move up when in collision with C-arm equipment.

- All models have a double-jointed pivotal arm supporting a protective 0.5 mm lead equivalent flexible curtain.
- The pivotal arm and curtain can move up when a C-arm is in contact from below.
- The curtain can move laterally close to the tableside or swivel away to form a protective wing.

92 cm wide collision resilient with a double friction joint

- 92 cm shields can be quickly adjusted to fit either a 25 mm or 28.6 mm high tableside rail (max. 11 mm thick).
- Can be fitted to either side of the table, with the pivotal arm always positioned towards the head end.

Description	Product code
Collision resilient shield with 57 cm wide lift-off top (70 cm high curtain)	312/E-013
Alternative model with overlapping curtain panels	312/E-013/P
Collision resilient shield (75 cm high curtain)	312/DS-008
Including set of three top shields (1 x fold-down/lift-off & 2 x lift-off)	312/DS-008/3



312/E-013 with top shield removed


312/E-013 (with lift-off top)


312/E-013/P (with lift-off top)


312/DS-008


312/DS-008/3
(with 1 x fold-down/lift-off top
& 2 x lift-off tops)

114 cm wide collision resilient with a double friction joint

- 114 cm shields can be quickly adjusted to fit either a 25 mm or 28.6 mm high tableside rail (max. 11 mm thick).
- They have a 35 cm long integrated accessory rail which keeps equipment controls close to hand.
- Can be fitted to either side of the table with the pivotal arm always positioned towards the head end.
- 70 cm high curtain.

Description	With accessory rails 350 x 10 x 25 mm & 350 x 9.5 x 28.6 mm	With accessory rail 350 x 7.7 x 25 mm
Collision resilient shield with 57 cm wide lift-off top	312/E-023	312/E-023/8
Alternative model with overlapping curtain panels	312/E-023/P	312/E-023/8P
One piece table shield without a top shield	312/E-040	312/E-040-8
Alternative model with overlapping curtain panels	312/E-040-P	312/E-040-8P



312/E-023 with top shield removed


312/E-023 (with lift-off top)


312/E-023/P (with lift-off top)

137 cm wide collision resilient with a double friction joint

- 137 cm shields can be quickly adjusted to fit either a 25 mm or 28.6 mm high tableside rail (max. 11 mm thick).
- They have a 57 cm long integrated accessory rail to keep equipment controls close to hand.
- Can be fitted to either side of the table with the pivotal arm always positioned towards the head end.
- These shields can also overhang the tableside rail to be positioned nearer the head end.
- 75 cm high curtain.

Description	With accessory rails 570 x 10 x 25 mm & 570 x 9.5 x 28.6 mm
Collision resilient table shield	312/DS-039/6
Including set of three top shields (3 x lift-off)	312/DS-0412/6
Including set of three top shields (1 x fold-down/lift-off & 2 x lift-off)	312/DS-039/6/3




312/DS-039/6


312/DS-0412/6
(with 3 x lift-off tops)


312/DS-039/6/3
(with 1 x fold-down/lift-off top & 2 x lift-off tops)

137 cm wide collision resilient with a double friction joint and deep attachment bracket

- Deep attachment bracket allowing transverse table movement.
- 137 cm shields can be quickly adjusted to fit either a 25 mm or 28.6 mm high tableside rail (max. 11 mm thick).
- They have a 65 cm long integrated accessory rail to keep equipment controls close to hand.
- Can be fitted to either side of the table with the pivotal arm always positioned towards the head end.
- These shields can also overhang the tableside rail to be positioned nearer the head end.
- 75 cm high curtain.

Description	With accessory rails **650 x 10 x 25 mm** & **650 x 9.5 x 28.6 mm**
Collision resilient table shield with deep attachment bracket	312/DS-060
Including set of three top shields (1 x fold-down/lift-off & 2 x lift-off)	312/DS-060/1/3



Accessory rail clearance on a table with lateral movement



312/DS-060



312/DS-060/1/3
(with 1 x fold-down/lift-off top & 2 x lift-off tops)



162 cm wide collision resilient with 2 x double friction joint

- 162 cm shields can be quickly adjusted to fit either a 25 mm or 28.6 mm high tableside rail (max. 11 mm thick).
- They have a 57 cm long integrated accessory rail to keep equipment controls close to hand.
- Can be fitted to either side of the table with the pivotal arm always positioned towards the head end.
- These shields can also overhang the tableside rail to be positioned nearer the head end.
- 75 cm high curtain.

Description	With accessory rails **570 x 10 x 25 mm** & **570 x 9.5 x 28.6 mm**
Collision resilient table shield	312/DS-039/10
Including set of four top shields (1 x fold-down/lift-off & 3 x lift-off)	312/DS-039/10/4





312/DS-039/10



312/DS-039/10/4
(with 1 x fold-down/lift-off top & 3 x lift-off tops)

Table mounted shields
Top shield options and replacements

For use on Kenex lower body shields

Top shields can be quickly and easily attached to Kenex table mounted radiation shields, providing additional protection to the user. While some models are supplied with top shields, additional or alternative compatible options with different functions are available (see separate datasheet for compatibility).

- Removable, 0.5mm Pb X-ray protective top shields.
- Slot into docking holes and can be mounted and removed in an instant.
- Standard height tops stand 25 cm above the centre line of the tableside rail, reduced height tops are 10 cm shorter and stand 15 cm above.
- Can be stored on a wall rack when not required (available separately, see page 23).



312/E-021/P

Additional upper protection

57 cm wide tops used together with 27 cm wide tops provide the following total upper protection:-

Description	Upper protection width
57 cm wide top only	57 cm wide
57 cm wide top with 1 x 27 cm wide top	74 cm wide
57 cm wide top with 2 x 27 cm wide top	92 cm wide

78 cm table shields can only accommodate 1 x 57 cm and 1 x 27 cm top shield.



Slot into docking holes

312/DS – 57 cm wide top shield options and replacements

- Top shields are flexible and stand 25 cm above the tableside rail. Reduced height top shields stand 15 cm above.
- A data sheet showing compatibility is available on our website or by request.

Standard height top shields

Description	Product code
57 cm wide, standard height, lift-off top	312/DS/3.32
57 cm wide, standard height, fold-down top, not removable	312/DS/3.33
57 cm wide, standard height, fold-down / lift-off top	312/DS/3.115



312/DS/3.32



312/DS/3.33



312/DS/3.115

Reduced height top shields

Description	Product code
57 cm wide, reduced height, lift-off top	312/DS/3.128
57 cm wide, reduced height, fold-down top, not removable	312/DS/3.139
57 cm wide, reduced height, fold-down / lift-off top	312/DS/3.167



312/DS/3.128



312/DS/3.139



312/DS/3.167

312/DS – 27 cm wide top shield options and replacements

- Top shields are flexible and stand 25 cm above the tableside rail. Reduced height top shields stand 15 cm above.
- A data sheet showing compatibility is available on our website or by request.

Standard height top shields

Description	Product code
27 cm wide, standard height, lift-off top	312/DS/3.30
27 cm wide, standard height, lift-off top (cropped)	312/DS/3.41
27 cm wide, standard height, lift-off top (cropped)	312/DS/3.122

Reduced height top shields

Description	Product code
27 cm wide, reduced height, lift-off top	312/DS/3.108
27 cm wide, reduced height, lift-off top (cropped)	312/DS/3.110
27 cm wide, reduced height, lift-off top (cropped)	312/DS/3.130


312/DS/3.30


312/DS/3.108


312/DS/3.41


312/DS/3.110


312/DS/3.122


312/DS/3.130

312 – Top shield sets

- Top shields are flexible and stand 25 cm above the tableside rail. Reduced height top shields stand 15 cm above.
- 27 and 57 cm wide shield combinations give up to 92 cm wide upper protection.

Description	Product code
Standard height, set of three lift-off top shields. Compatible with 312/E-020, 312/E-021, 312/E-022, 312/E-023, 312/DS-039/6 & variants.	312/E/025
Reduced height, set of three lift-off top shields. Compatible with 312/E-020, 312/E-021, 312/E-022, 312/E-023, 312/DS-039/6 & variants.	312/E/027


312/E/025


312/E/027

Wall racks for table mounted lower body shields

These racks provide a convenient storage location when shields are removed from the tableside.

Description	Product code
Wall rack for a lower body shield (type 312)	312/W-LB
Wall rack for 1 x 57 cm wide top shield and 2 x 27 cm wide top shields (type 312)	312/W-TOP
Wall rack set, includes both wall racks listed above (1 x 312/W-LB & 1 x 312/W-TOP)	312/W-LBT



312/W-TOP



312/W-LB



312/W-LBT
(shielding not included)

Mobile racks for table mounted lower body shields

Effective mobile storage combinations for lower body table shields (type 312), removable Kenex top shield sets (1 x 57 cm and 2 x 27 cm wide) and head end shields (type 313).

Description	Product code
Mobile rack for 1 x table shield, 1 x set of top shields and 1 x head end shield (313/A2-008 or 313/A2-001)	1342/A2/E-001
Mobile rack for 1 x table shield, 1 x set of top shields and 1 x 313/A3-001 head end shield	1342/A3/E-001
Mobile rack for 2 x table shields and 2 x sets of top shields	1342/A2/F



1342/A2/E-001
Shields not included



1342/A3/E-001
Shields not included



1342/A2/F
Shields not included

Head end shields
Table mounted

These lower body shields significantly reduce exposure to scatter radiation emanating from the table and patient. They feature a lightweight, durable frame supporting one or more flexible 0.5 mm lead-equivalent curtains.

The shield slides onto a carbon fibre tabletop and remains securely positioned, even when the table is tilted. Pivoting side wings can be wrapped around the user, extended along the table side, or folded away as required. The pivot arms can be quickly repositioned to allow unrestricted C-arm movement.

Each shield is designed for a specific table model and can be supplied with an optional wall storage rack, if not already included. The rack allows the shield arms to fold inward, minimising required wall space.

313/A2 Bespoke solutions

Bespoke solutions based on individual requirements on sizing, and dependent upon the make of table.
Note: A measurement sheet must be completed when ordering.
This is available as a downloadable pdf from the product page on our website, or by request.

Description	Product code
Head end table shield - bespoke	313/A2
Optional wall rack - bespoke	On request

313/A2-001 & 313/A2-008 for Siemens Healthineers Artis zee tables

The central section and two 32 cm wide pivotal side wings, support an 80 cm long flexible 0.5 mm Pb equivalent curtain. A wall rack is included.
313/A2-001: 56 cm wide central section, overall width 120 cm.
313/A2-008: 58 cm wide central section, overall width 122 cm.

Description	Product code
Head end table shield for use with a 525 mm wide Artis table, or 520 mm wide TruSystem 7500 for Artis zee systems - wall rack included	313/A2-001
Head end table shield for use with a 550 mm wide Artis zee multipurpose (MP) table - wall rack included	313/A2-008

Mobile storage rack 1342/A2/E-001 is also available, see page 23



313/A2

313/A2-010 for GE Healthcare Elegance tables

Carbon fibre table top adaptation bracket. 37 cm wide central section and two pivotal side wings (24 cm wide & 68 cm wide) supporting 60 cm long flexible 0.5 mm Pb equivalent curtains. Side wings easily attach to either the left or right side of the central section. Three lift-off top shields and wall rack are included. Overall height with top shields is 83 cm.

Description	Product code
Head end table shield, top shields for use with GE Healthcare Elegance tables - wall rack included	313/A2-010



313/A2-010

313/A2-014 for Cannon Medical (Toshiba) tilt/cradle table, CAT-880B

50 cm wide central section and two 32 cm wide pivotal side wings, supporting an 78.5 cm long flexible 0.5 mm Pb equivalent curtain. Total width: 114 cm. A wall rack is included.

Description	Product code
Head end table shield for use with a 450 mm wide tilt/cradle table, CAT-880B - wall rack included	313/A2-014



313/A2-014

313/A2-018 for Baxter Carbon FloatLine and SQ14 X-TRA tables

56 cm wide central section and two 32 cm wide pivotal side wings, supporting an 80 cm long flexible 0.5 mm Pb equivalent curtain. Total width: 120 cm. A wall rack is included.

Description	Product code
Head end table shield for use with 520 mm wide Carbon FloatLine and SQ14 X-TRA tables - wall rack included	313/A2-018



313/A2-018

313/A3 for Philips Allura AD7 tables

57 cm wide central section and two 32 cm wide pivotal side wings, supporting an 80 cm long flexible 0.5 mm Pb equivalent curtain. Total width: 121 cm. The flexible 57 cm wide x 27 cm high top shield folds down when required.

Description	Product code
Head end table shield and flexible 57 cm wide x 27 cm high fold down top shield for use with a 500 mm wide Allura AD7 table	313/A3-001
Optional wall rack	313/A3-001/W
Head end table shield and flexible 57 cm wide x 27 cm high fold down top shield for use with a 500 mm wide Allura AD7 table - wall rack included	313/A3-002

Mobile storage rack 1342/A3/E-001 is also available, see page 23.



313/A3-001
Top shield shown folded down

Upper foot end
Table mounted

311/TC – Upper foot end table shield

This shield protects against scatter radiation and also helps protect against possible blood splashes during some interventional procedures.

- Designed for use across the table towards the foot end.
- Fits onto both 25 mm high tableside accessory rails (7.7 - 10 mm thick).
- Lead acrylic window, approximate size: height 60 cm x width 80 cm.
- Flexible curtain suspended below acrylic, height 20 cm.
- Lead equivalent protection throughout: 0.5 mm.

Please specify size and make of the table.
A downloadable pdf measurement sheet is available on our website or by request.

Description	Product code
Table end upper shield	311/TC/004



311/TC/004

Accessory rail for tableside mounted equipment
Model 312/DS-099

312/DS-099 – Multi-purpose spacer rail

Multi-purpose accessory rail for the attachment of tableside rail equipment

- For use on tables with an extended lateral moving tabletop.
- The deep attachment bracket slides onto a 25 mm or 28.6 mm tableside rail (maximum 11 mm thick).
- 65 cm long integrated accessory rail allows equipment controls to be positioned outside of the tables movement range but remain close to hand.
- The handle position allows the shield to overhang the rail end and be repositioned further along the table if required.

Description	With accessory rails 650 x 10 x 25 mm & 650 x 9.5 x 28.6 mm
Multi-purpose spacer rail	312/DS-099



Accessory rail clearance on a table with lateral movement





312/DS-099

Radiation shielding materials
Models 320 / 323 / 325

Description	Product code
Flexible lead vinyl sheeting	
0.5 mm Pb equivalent 120 cm wide. Price per linear metre	320/K/050/120
Lead glass – clear optical quality 2.2 mm Pb equivalent	
30 x 40 cm	323/2/3040
40 x 50 cm	323/2/4050
Larger sizes up to 100 x 200 cm	
Clear lead acrylic (plastic)	
0.5 mm Pb equivalent (12 mm thick)	325/054

Other Pb values for the above materials are also available.



Flexible lead vinyl sheeting



Lead glass



Lead acrylic

Operating lamps



Advanced examination and operating lighting for exceptional clinical performance.

Our ergonomically designed examination and operating lamps combine advanced LED technology with high-performance optics to deliver bright, daylight-quality, shadow-free illumination. Excellent colour rendering, low heat emission, and intuitive controls for light intensity and field size ensure optimal visibility and clinical precision.

Selected LED MC models also offer adjustable colour temperatures, including 4500 K and 4750 K settings, allowing clinicians to tailor lighting for enhanced visual comfort and flexibility.

Operating and examination lamps

Our examination and operating lamps provide outstanding illumination with high-contrast daylight characteristics, optimal colour reproduction, and cool light technology. Advanced LED optics ensure uniform, shadow-free lighting with minimal heat emission, while intuitive controls allow adjustment of light intensity and field size.

Robust suspension arms, comprising a 95 cm extension arm and 91 cm spring arm, provide an extensive reach within a 372 cm diameter working area and 118 cm height adjustment for precise positioning. Lamps can be used in combination with radiation shields or independently, as a fixed installation or as a mobile unit on a ceiling track. Mobile versions are also available with selected models offering adjustable colour temperature settings for enhanced clinical flexibility.



LED 130F



LED 150F, LED 150FP & LED 150MC



LED 6MC



LED 300DF SC

LED 130F – Focusable, single colour LED examination lamp
Light output 70,000 Lux



LED 130F

- Colour rendering index Ra 96, colour temperature 4500K and focusable light field 13-19 cm diameter.
- Diming range 50% to 100% with on/off switch at lamp head.
- 19 LED's (life span 60,000h) included in 33 cm diameter lamp head with sterilisable handle.
- Supplied with a separate power supply unit (100-240V, 50-60Hz) and housing.

Description	Product code
LED 130F lamp and suspension arm only, includes power supply (for use with a Kenex ceiling radiation shield)	300/L-LED130F
LED 130F lamp, suspension arm and ceiling column, includes power supply	300/CL-LED130F
LED 130F lamp, suspension arm and wall fixing bracket, includes power supply	300/WL-LED130F

LED 150F – Focusable, single colour LED examination and small operating lamp
Light output 110,000 Lux



LED 150F

- Colour rendering index Ra 97, colour temperature 4500K and focusable light field 16-24 cm diameter.
- Diming range 50% to 100% with on/off switch at lamp head.
- 26 LED's (life span 60,000h) included in 40 cm diameter lamp head with sterilisable handle.
- Supplied with a separate power supply unit (100-240V, 50-60Hz) and housing.

Description	Product code
LED 150F lamp and suspension arm only, includes power supply (for use with a Kenex ceiling radiation shield)	300/L-LED150F
LED 150F lamp, suspension arm and ceiling column, includes power supply	300/CL-LED150F
LED 150F lamp, suspension arm and wall fixing bracket, includes power supply	300/WL-LED150F

Lamp Upgrade
A 150F lamp head with LED technology, can replace an existing Kenex 130F lamp head, or older Triaflex lamp head, (with halogen bulbs), without the need to replace their existing suspension arms. LED 150F light output: 100,000 LUX.

Description	Product code
LED 150F lamp head with separate electronic transformer (110-250V 50-60Hz) and housing	150F/400/3.1

LED 150FP – Focusable, single colour LED examination and small operating lamp
Light output 130,000 Lux



LED 150FP

- Colour rendering index Ra 97, colour temperature 4500K and focusable light field 16-23 cm diameter.
- Diming range 50% to 100% with on/off switch at lamp head.
- 26 LED's (life span 60,000h) included in 40 cm diameter lamp head with sterilisable handle.
- Supplied with a separate power supply unit (100-240V, 50-60Hz) and housing.

Description	Product code
LED 150FP lamp and suspension arm only, includes power supply (for use with a Kenex ceiling radiation shield)	300/L-LED150FP
LED 150FP lamp, suspension arm and ceiling column, includes power supply	300/CL-LED150FP
LED 150FP lamp, suspension arm and wall fixing bracket, includes power supply	300/WL-LED150FP

Additional sterilisable handle available for all lights see page 30.

LED 150MC – Fixed focus, multi colour LED examination and small operating lamp
Light output 110,000 Lux

- Colour rendering index Ra 97, colour temperature range: 3750, 4000, 4250, 4500 & 4750 Kelvin and 21 cm light field diameter.
- Diming range 50% to 100% with on/off switch at lamp head.
- 26 LED's (life span 60,000h) included in 40 cm diameter lamp head with sterilisable handle.
- Supplied with a separate power supply unit (100-240V, 50-60Hz) and housing.

Description	Product code
LED 150MC lamp and suspension arm only, includes power supply (for use with a Kenex ceiling radiation shield)	300/L-LED150MC
LED 150MC lamp, suspension arm and ceiling column, includes power supply	300/CL-LED150MC
LED 150MC lamp, suspension arm and wall fixing bracket, includes power supply	300/WL-LED150MC



LED 150MC

LED 6MC – Multi colour surgical LED lamp
Light output 140,000 Lux

- Colour rendering index Ra 98, colour temperature range: 3750, 4000, 4250, 4500 & 4750 Kelvin and focusable light field 18-30 cm diameter.
- Touch panel light intensity control (50 -100%) with on/off switch.
- Depth light and Endo light switching (for increased intensity to central LED segments or where outer segments are turned off).
- 69 LED's (life span 60,000h) included in 58 cm diameter lamp head with sterilisable handle.
- Supplied with a separate power supply unit (100-240V, 50-60Hz) and housing.

Description	Product code
LED 6MC lamp and suspension arm only, includes power supply (for use with a Kenex ceiling radiation shield)	610/530/01
LED 6MC lamp, suspension arm and ceiling column, includes power supply	610/530/03



LED 6MC

LED 300DF SC – Single colour surgical LED lamp
Light output 160,000 Lux

- Colour rendering index Ra 96, colour temperature 4500K.
- Step less dimming (28-100%) with on/off switch at lamp head.
- "Duo-Focus" system for merging and focusing the light field from 19-26 cm diameter.
- 36 LED's (life span 60,000h) included in 55 cm diameter lamp head with sterilisable handle.
- Supplied with a separate power supply unit (100-240V, 50-60Hz) and housing.

Description	Product code
LED 300DF SC lamp and suspension arm only, includes power supply (for use with a Kenex ceiling radiation shield)	340/631/01
LED 300DF SC lamp, suspension arm and ceiling column, includes power supply	340/631/03



LED 300DF SC

Additional sterilisable handle available for all lights see page 30.

Mobile lamps with LED technology
Models LED 130F, 150F, 150FP & 6MC

LED 130F, LED 150F & LED 150FP mobile lamp
Light output 70,000, 110,000 & 130,000 Lux

See page 28 for lamp specification.

Description	Product code
LED 130F mobile lamp with power supply 70,000 Lux. Arm reach: 91 cm. Height range 69 - 193 cm	130/430/1300
LED 150F mobile lamp with power supply 110,000 Lux. Arm reach: 97 cm. Height range 61 - 184 cm	150/430/1300
LED 150FP mobile lamp with power supply 130,000 Lux. Arm reach: 97 cm. Height range 61 - 184 cm	150/530/1300



130/430/1300

LED 6MC mobile surgical lamp
Light output 140,000 Lux

See page 29 for lamp specification.
Arm reach: 110 cm. Height range: 83 – 246 cm.

Description	Product code
Mobile lamp with power supply	610/530/1200



610/530/1200

Additional sterilisable handle

Description	Product code
Spare sterilisable handle (available for all lights)	300/L/2115/0002



300/L/2115/0002

Imaging accessories



High performance imaging accessories developed with clinical expertise.

For over 55 years, Kenex has been serving the worldwide medical community, using its extensive experience to develop high performance accessories that support efficient, accurate diagnostic imaging. Designed in collaboration with healthcare professionals, our products provide practical and innovative solutions that address real clinical needs.

Every accessory is carefully engineered, manufactured and tested to the highest standards, ensuring reliable performance in demanding healthcare environments. Designed to support efficient workflows and assist in achieving quick and accurate diagnostic results, our solutions also help maximise patient comfort throughout the imaging process.

By combining clinical insight with precision engineering, Kenex continues to deliver accessories that healthcare professionals can trust every day.

Mobile holders for DR panels and cassettes
Models 1330 / 1305

1330 – Mobile DR detector and cassette holder

Stable and compact design holds portable DR panels and CR or film cassettes from 24.5 cm wide, up to 53.5 cm wide. Also holds full leg/spine image receptors of any length.

- Unlimited orientation for universal positioning.
- Telescopic width adjustment allows for cassettes/image receptors from 24.5 cm wide, up to 53.5 cm wide, and up to 3 cm thick - with no protruding parts.
- Height adjustable from floor level to 129 cm.
- Counterbalance mechanism included for effortless raising or lowering.
- Overhangs table or trolley by up to 62 cm.
- Large castors with roll and swivel locks ensure effortless movement.
- Castors are fitted with guards to prevent the pedestal running over cables.
- Heavy base and low centre of gravity gives added stability.

Description	Product code
Mobile detector holder: Counterbalance load 6.7 kg	1330/3
Mobile detector holder: Counterbalance load 4.2 kg	1330/4
Mobile detector holder: Counterbalance load 2.5 kg	1330/5



1330



1305/8/1 – Mobile DR detector and cassette holder

Suitable for portable DR panels and CR or film cassettes.

- Unlimited orientation for universal positioning.
- Telescopic width adjustable from 24.5 cm to 53.5 cm.
- Holds full leg/spine image receptors of any length.
- Not counterbalanced, but with easy height adjustment from floor level to 142 cm.
- Overhangs table or trolley by up to 49 cm.
- Accepts image receptor/cassette up to 30 mm thick of any length.
- Heavy base and low centre of gravity gives added stability.

Description	Product code
Mobile detector holder	1305/8/1



1305/8/1

1305/3/1 – Mobile cassette holder

Cassettes or cassette-sized image receptors can be positioned at any angle.

- A versatile holder with universal applications.
- Telescopic width adjustable from 24.5 cm to 53.5 cm.
- Not counterbalanced, but with easy height adjustment from floor level to 120 cm.
- Ideal for routine lateral 'shoot-through' radiographs.
- Forward reach from column to cassette front: 36 cm.
- Accepts cassettes size image receptors up to 30 mm thick.

Description	Product code
Mobile cassette holder	1305/3/1



1305/3/1

Positioning aids
Model 1701

1701 – Sandbags

Supplied with or without a handle. Inner bag limp filed with silica sand. Outer bag nylon coated. Suitable for MRI.

Size	Weight (approximate)	Product code
8 x 24 cm	0.7 kg	1701/02
10 x 30 cm	1.0 kg	1701/28
16 x 30 cm	1.7 kg	1701/06
16 x 40 cm	2.3 kg	1701/07
16 x 50 cm	2.8 kg	1701/08
16 x 60 cm	3.4 kg	1701/09
20 x 20 cm	1.4 kg	1701/18
20 x 30 cm	2.1 kg	1701/29
24 x 24 cm	2.0 kg	1701/10
30 x 30 cm	3.2 kg	1701/15
Reinforced handle fitted to any of the above sandbags		add/H to product code

Available colours: Royal, Navy, Poppy, or Bottle green (see page 34).



1701

Patients chair
Model 1501

1501/D – Patients imaging chair

This chair is ideal for a range of imaging procedures.

- Hydraulic operation alters the seat height between 60 and 75 cm.
- Height adjustment can be made with ease.
- A single lever can raise, lower or lock the rotation of the large and comfortable seat.
- The back and arm rests are held securely yet can be removed and replaced in seconds.
- Castors have rolling and swivel action brakes, so any locked pair will prevent movement.



1501/D with back & arms removed



1501/D

Description	Product code
Patients imaging chair	1501/D

Mobile pedestal
Models 1340/3, 1340/3/LR

1340/3 – Mobile pedestal for tableside controls

This ergonomic mobile pedestal is designed to hold tableside equipment controls.

- 80 cm wide rails arranged in two tiers can accommodate several control modules.
- Both tiers are individually adjustable for height to suit controls and operator.
- The lower rail protrudes forward from the upper rail by 16 cm for a step wise setup.
- A heavy base with a 62 x 67 cm footprint gives stability and a low centre of gravity.
- Large twin wheel castors with roll and swivel locks ensure effortless movement.
- Castors are fitted with guards to prevent the pedestal running over cables.
- Overall height 124 cm



1340/3

Description	Product code
Mobile pedestal with 80 cm wide rails (7.7 x 25 mm section)	1340/3
Mobile pedestal with 80 cm wide rails (10 x 25 mm section)	1340/3/10

1340/3/LR – Mobile pedestal with attached radiation shield

Mobile pedestal as model 1340/3 but with an attached 80 cm wide 0.5 mm lead equivalent flexible protective curtain.



1340/3/LR

Description	Product code
Mobile pedestal 80 cm rails (7.7 x 25 mm section) and shield	1340/3/LR
Mobile pedestal 80 cm rails (10 x 25 mm section) and shield	1340/3/10/LR

Protective clothing



X-ray protective clothing designed for comfort, fit and performance

As diagnostic and therapeutic procedures become increasingly complex and time consuming healthcare professionals are often required to wear x-ray protective clothing for extended periods. It is essential that protective garments provide the right balance of radiation protection, comfort and freedom of movement.

Our comprehensive range of LytaType x-ray protective clothing has been developed to meet these demanding requirements. Expertly tailored for an optimum fit, each garment is designed to be flexible, comfortable and easy to wear, helping to reduce fatigue during prolonged procedures while maintaining effective radiation protection.

Kenex are certified to Regulation (EU) 2016/425 (PPE) for the design and manufacture of x-ray protective clothing. LytaType aprons and thyroid collars comply with the requirements of BS EN 61331-3 and BS EN 13402-3. They include lead (Pb) vinyl material tested for use with a 50 to 150 kV range of x-ray tube voltages, as specified in BS EN 61331-1.

X-ray protective clothing
Order guide

Please follow these instructions when ordering

To order please specify: 1. Model description, 2. Model number, 3. Lead equivalent, 4. Size, 5. Length taken from the middle shoulder, 6. Colour see below, 7. Any optional item.

All of our *LytaType* personal x-ray protective clothing can be tailor made to your personal requirements

A downloadable order guide and tailor made measurements sheet is available on request.

LytaType colours and codes

Royal	Navy	Poppy	Bottle green
02	04	11	41

Please note the colours shown are approximate. A colour swatch is available on request.

X-ray protective clothing

907 – *LytaType* double sided apron

Very popular design with a shoulder clip and fastenings on both sides. Fitted with padded shoulders for extra comfort.

(S) Small for chest sizes (A) 80 – 90 cm girth

Lead equivalent (Pb)* Front and back	Length (B)	Apron width shoulder / hip	Maximum girth of waist (C) or hip (D)	Product code
0.25 / 0.25 mm	85 cm	40 cm / 60 cm	100 cm	907/22/085/S
"	90 cm	"	"	907/22/090/S
"	100 cm	"	"	907/22/100/S
"	110 cm	"	"	907/22/110/S
0.35 / 0.35 mm	85 cm	40 cm / 60 cm	100 cm	907/33/085/S
"	90 cm	"	"	907/33/090/S
"	100 cm	"	"	907/33/100/S
"	110 cm	"	"	907/33/110/S
0.50 / 0.50 mm	85 cm	40 cm / 60 cm	100 cm	907/55/085/S
"	90 cm	"	"	907/55/090/S
"	100 cm	"	"	907/55/100/S
"	110 cm	"	"	907/55/110/S

(M) Medium for chest sizes (A) 90 – 100 cm girth

0.25 / 0.25 mm	90 cm	48 cm / 60 cm	100 cm	907/22/090/M
"	100 cm	"	"	907/22/100/M
"	110 cm	"	"	907/22/110/M
0.35 / 0.35 mm	90 cm	48 cm / 60 cm	100 cm	907/33/090/M
"	100 cm	"	"	907/33/100/M
"	110 cm	"	"	907/33/110/M
0.50 / 0.50 mm	90 cm	48 cm / 60 cm	100 cm	907/55/090/M
"	100 cm	"	"	907/55/100/M
"	110 cm	"	"	907/55/110/M

(L) Large for chest sizes (A) 100 - 120 cm girth

0.25 / 0.25 mm	90 cm	48 cm / 75 cm	120 cm	907/22/090/L
"	100 cm	"	"	907/22/100/L
"	110 cm	"	"	907/22/110/L
0.35 / 0.35 mm	90 cm	48 cm / 75 cm	120 cm	907/33/090/L
"	100 cm	"	"	907/33/100/L
"	110 cm	"	"	907/33/110/L
0.50 / 0.50 mm	90 cm	48 cm / 75 cm	120 cm	907/55/090/L
"	100 cm	"	"	907/55/100/L
"	110 cm	"	"	907/55/110/L

Also available: -

Lead equivalent Front and back	Product code
Front 0.35 mm, back 0.25 mm @ 0.35 / 0.35 mm	907/32/add length/add size
Front 0.50 mm, back 0.25 mm @ 0.50 / 0.50 mm	907/52/add length/add size
Front 0.50 mm, back 0.35 mm @ 0.50 / 0.50 mm	907/53/add length/add size
Please add length and S, M, or L (small, medium or large) to the applicable product code	
Example: 0.35 front (3), 0.25 back (2), 90 cm long and medium size	907/32/090/M

A downloadable order guide and tailor made measurements sheet is available on request. For colours see page 34.

*Pb: Lead vinyl in accordance with BS EN 61331-1 in the 50 to 150 kV range of x-ray tube voltages.



907

Pocket 900/001 shown is an optional extra.

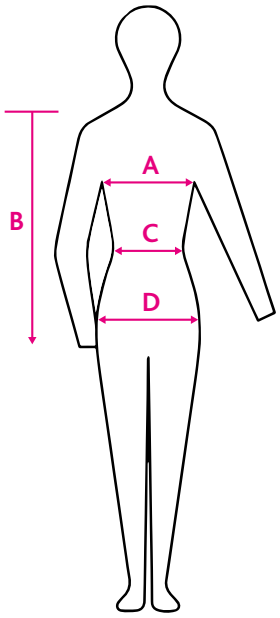

907 – Optional extras

Description	Product code
Pocket	900/001
Embroidery in a position to be specified	9/B20
Lumbar support belt elasticated type transfers weight to the hips	9/B15
Front fastening belt with VELCRO® closure	9/B16
Back fastening belt with VELCRO® closure	9/B17
Twin shoulder clips allow apron to 'fall-away' after use	9/B18
Right side closed fastenings on the shoulder and left side	9/B19
Thyroid collar (see page 42)	951/05



9/B15

A downloadable order guide and tailor made measurements sheet is available on request. For colours see page 34.

905 – *LytaType* wrap-around coat

Front opening all-round coat with front VELCRO® fastening, fitted with padded shoulders for extra comfort.
Wide front doubles the stated protection at the overlap.

(S) Small for chest sizes (A) 80 – 90 cm girth
Protection is double where the front of the apron overlaps

Lead equivalent (Pb)* Front and back	Length (B)	Maximum girth of waist (C) or hip (D)	Product code
0.25 / 0.25 mm	85 cm	100 cm	905/22/085/S
"	90 cm	"	905/22/090/S
"	100 cm	"	905/22/100/S
"	110 cm	"	905/22/110/S
0.25 / 0.35 mm	85 cm	100 cm	905/23/085/S
"	90 cm	"	905/23/090/S
"	100 cm	"	905/23/100/S
"	110 cm	"	905/23/110/S
0.35 / 0.35 mm	85 cm	100 cm	905/33/085/S
"	90 cm	"	905/33/090/S
"	100 cm	"	905/33/100/S
"	110 cm	"	905/33/110/S

(M) Medium for chest sizes (A) 90 – 100 cm girth
Protection is double where the front of the apron overlaps

0.25 / 0.25 mm	90 cm	100 cm	905/22/090/M
"	100 cm	"	905/22/100/M
"	110 cm	"	905/22/110/M
0.25 / 0.35 mm	90 cm	100 cm	905/23/090/M
"	100 cm	"	905/23/100/M
"	110 cm	"	905/23/110/M
0.35 / 0.35 mm	90 cm	100 cm	905/33/090/M
"	100 cm	"	905/33/100/M
"	110 cm	"	905/33/110/M

*Pb: Lead vinyl in accordance with BS EN 61331-1 in the 50 to 150 kV range of x-ray tube voltages.



905 with a wide front overlap

Optional extras shown: -
Pocket 900/001,
9/B15 support belt,
951/05 thyroid collar (see page 42)

Ⓛ Large for chest sizes (A) 100 – 120 cm girth
Protection is double where the front of the apron overlaps

Lead equivalent (Pb)* Front and back	Length (B)	Maximum girth of waist (C) or hip (D)	Product code
0.25 / 0.25 mm	90 cm	120 cm	905/22/090/L
"	100 cm	"	905/22/100/L
"	110 cm	"	905/22/110/L
0.25 / 0.35 mm	90 cm	120 cm	905/23/090/L
"	100 cm	"	905/23/100/L
"	110 cm	"	905/23/110/L
0.35 / 0.35 mm	90 cm	120 cm	905/33/090/L
"	100 cm	"	905/33/100/L
"	110 cm	"	905/33/110/L

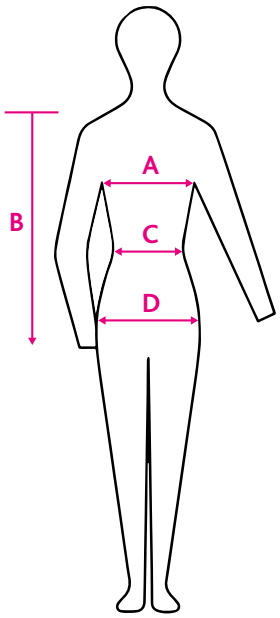

Also available: -

Lead equivalent front and back	Product code
Front 0.25 mm, back 0.50 mm @ 0.25 / 0.25 mm	905/25/add length/add size
Front 0.35 mm, back 0.50 mm @ 0.25 / 0.25 mm	905/35/add length/add size
Front 0.50 mm, back 0.50 mm @ 0.25 / 0.25 mm	905/55/add length/add size
Please add length and S, M, or L (small, medium or large) to the applicable product code	
Example: 0.25 front (2), 0.50 back (5), 90 cm long and medium size	905/25/090/M

905 – Optional extras

Description	Product code
Pocket	900/001
Embroidery in a position to be specified	9/B20
Lumbar support belt elasticated type transfers weight to the hips	9/B15
Thyroid collar (see page 42)	951/05

A downloadable order guide and tailor made measurements sheet is available on request. For colours see page 34.

903 – *LytaType* wrap-around coat

Front opening all-round coat with front VELCRO® fastening, fitted with padded shoulders for extra comfort.
Narrow front doubles the stated protection at an overlap of approximately 15 cm. Prices: Same as for model 905.

903 – Optional extras

Description	Product code
Pocket	900/001
Embroidery in a position to be specified	9/B20
Thyroid collar (see page 42)	951/05

A downloadable order guide and tailor made measurements sheet is available on request. For colours see page 34.

*Pb: Lead vinyl in accordance with BS EN 61331-1 in the 50 to 150 kV range of x-ray tube voltages.



903

Optional extras shown: -
Pocket 900/001,
951/05 thyroid collar (see page 42)

910 – *LytaType* half back apron

Provides front protection plus a degree at the back and to either side.
Fastened at the back with elasticated straps plus cross-over ties with a front buckle.



910

(back of the apron)

(S) Small for chest sizes (A) 80 – 90 cm girth

Lead equivalent (Pb)* Front and back	Length (B)	Apron width shoulder / hip	Maximum girth of waist (C) or hip (D)	Product code
0.25 / 0.25 mm	85 cm	40 cm / 60 cm	100 cm	910/22/085/S
"	90 cm	"	"	910/22/090/S
"	100 cm	"	"	910/22/100/S
"	110 cm	"	"	910/22/110/S
0.35 / 0.25 mm	85 cm	40 cm / 60 cm	100 cm	910/32/085/S
"	90 cm	"	"	910/32/090/S
"	100 cm	"	"	910/32/100/S
"	110 cm	"	"	910/32/110/S
0.50 / 0.25 mm	85 cm	40 cm / 60 cm	100 cm	910/52/085/S
"	90 cm	"	"	910/52/090/S
"	100 cm	"	"	910/52/100/S
"	110 cm	"	"	910/52/110/S

(M) Medium for chest sizes (A) 90 – 100 cm girth

0.25 / 0.25 mm	90 cm	48 cm / 60 cm	100 cm	910/22/090/M
"	100 cm	"	"	910/22/100/M
"	110 cm	"	"	910/22/110/M
0.35 / 0.25 mm	90 cm	48 cm / 60 cm	100 cm	910/32/090/M
"	100 cm	"	"	910/32/100/M
"	110 cm	"	"	910/32/110/M
0.50 / 0.25 mm	90 cm	48 cm / 60 cm	100 cm	910/52/090/M
"	100 cm	"	"	910/52/100/M
"	110 cm	"	"	910/52/110/M

(L) Large for chest sizes (A) 100 - 120 cm girth

0.25 / 0.25 mm	90 cm	48 cm / 75 cm	120 cm	910/22/090/L
"	100 cm	"	"	910/22/100/L
"	110 cm	"	"	910/22/110/L
	120 cm	"	"	910/22/120/L
0.35 / 0.25 mm	90 cm	48 cm / 75 cm	120 cm	910/32/090/L
"	100 cm	"	"	910/32/100/L
"	110 cm	"	"	910/32/110/L
"	120 cm	"	"	910/32/120/L
0.50 / 0.25 mm	90 cm	48 cm / 75 cm	120 cm	910/52/090/L
"	100 cm	"	"	910/52/100/L
"	110 cm	"	"	910/52/110/L
"	120 cm	"	"	910/52/120/L

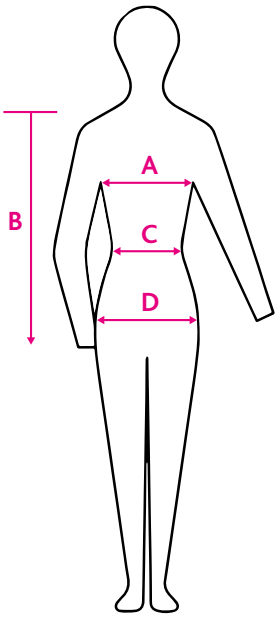

910 – Optional extras

Description	Product code
Pocket	900/001
Embroidery in a position to be specified	9/B20
Lumbar support belt elasticated type transfers weight to the hips	9/B15
Thyroid collar (see page 42)	951/05

A downloadable order guide and tailor made measurements sheet is available on request. For colours see page 34.

*Pb: Lead vinyl in accordance with BS EN 61331-1 in the 50 to 150 kV range of x-ray tube voltages.

909 – *LytaType* cross back apron

Excellent design transfers weight from the shoulders to the hips. Elasticated flaps fasten at the sides.



909

(S) Small for chest sizes (A) 80 – 90 cm girth

Lead equivalent (Pb)* Front and back	Length (B)	Apron width shoulder / hip	Maximum girth of waist (C) or hip (D)	Product code
0.25 / 0.25 mm	85 cm	40 cm / 60 cm	100 cm	909/22/085/S
"	90 cm	"	"	909/22/090/S
"	100 cm	"	"	909/22/100/S
"	110 cm	"	"	909/22/110/S
0.35 / 0.25 mm	85 cm	40 cm / 60 cm	100 cm	909/32/085/S
"	90 cm	"	"	909/32/090/S
"	100 cm	"	"	909/32/100/S
"	110 cm	"	"	909/32/110/S
0.50 / 0.25 mm	85 cm	40 cm / 60 cm	100 cm	909/52/085/S
"	90 cm	"	"	909/52/090/S
"	100 cm	"	"	909/52/100/S
"	110 cm	"	"	909/52/110/S

(M) Medium for chest sizes (A) 90 – 100 cm girth

0.25 / 0.25 mm	90 cm	48 cm / 60 cm	100 cm	909/22/090/M
"	100 cm	"	"	909/22/100/M
"	110 cm	"	"	909/22/110/M
0.35 / 0.25 mm	90 cm	48 cm / 60 cm	100 cm	909/32/090/M
"	100 cm	"	"	909/32/100/M
"	110 cm	"	"	909/32/110/M
0.50 / 0.25 mm	90 cm	48 cm / 60 cm	100 cm	909/52/090/M
"	100 cm	"	"	909/52/100/M
"	110 cm	"	"	909/52/110/M

(L) Large for chest sizes (A) 100 - 120 cm girth

0.25 / 0.25 mm	90 cm	48 cm / 75 cm	120 cm	909/22/090/L
"	100 cm	"	"	909/22/100/L
"	110 cm	"	"	909/22/110/L
0.35 / 0.25 mm	90 cm	48 cm / 75 cm	120 cm	909/32/090/L
"	100 cm	"	"	909/32/100/L
"	110 cm	"	"	909/32/110/L
0.50 / 0.25 mm	90 cm	48 cm / 75 cm	120 cm	909/52/090/L
"	100 cm	"	"	909/52/100/L
"	110 cm	"	"	909/52/110/L



911 – *LytaType* cross back apron



Excellent design transfers weight from the shoulders to the hips. Similar to model 909 but an elasticated front fastening belt.
Prices: Same as for model 909.
Measurements: Same as model 909.

909/911 – Optional extras

Description	Product code
Pocket	900/001
Embroidery in a position to be specified	9/B20
Thyroid collar (see page 42)	951/05

A downloadable order guide and tailor made measurements sheet is available on request. For colours see page 34.

*Pb: Lead vinyl in accordance with BS EN 61331-1 in the 50 to 150 kV range of x-ray tube voltages.

915 – *LytaType* jacket (vest)

VELCRO® fastened overlapping front provides all round protection.
Front doubles the stated protection at an overlap of approximately 15 cm.

(S) Small for chest sizes (A) 80 – 90 cm girth

Lead equivalent (Pb)* Front and back	Length (B)	Maximum girth	Product code
0.25 / 0.25 mm	52 cm	100 cm	915/22/S
0.25 / 0.35 mm	52 cm	"	915/23/S
0.35 / 0.35 mm	52 cm	"	915/33/S

(M) Medium for chest sizes (A) 90 – 100 cm girth

0.25 / 0.25 mm	58 cm	100 cm	915/22/M
0.25 / 0.35 mm	58 cm	"	915/23/M
0.35 / 0.35 mm	58 cm	"	915/33/M

(L) Large for chest sizes (A) 100 – 120 cm girth

0.25 / 0.25 mm	65 cm	120 cm	915/22/L
0.25 / 0.35 mm	65 cm	"	915/23/L
0.35 / 0.35 mm	65 cm	"	915/33/L

A downloadable order guide and tailor made measurements sheet is available on request. For colours see page 34.



915 & 919

Pockets 900/001 shown are optional extras



915

919 – *LytaType* kilt (skirt)

Front doubles the stated protection at the overlap.
Front overlap of up to 15 cm provides extra central protection. Fitted with VELCRO® and belt fastening.

(S) Small for waist sizes (C) 70 – 84 cm girth

Lead equivalent (Pb)* Front and back	Length	Product code
0.25 / 0.25 mm	55 cm	919/22/S
0.25 / 0.35 mm	55 cm	919/23/S
0.35 / 0.35 mm	55 cm	919/33/S

(M) Medium for waist sizes (C) 78 – 99 cm girth

0.25 / 0.25 mm	60 cm	919/22/M
0.25 / 0.35 mm	60 cm	919/23/M
0.35 / 0.35 mm	60 cm	919/33/M

(L) Large for waist sizes (C) 90 – 115 cm girth

0.25 / 0.25 mm	65 cm	919/22/L
0.25 / 0.35 mm	65 cm	919/23/L
0.35 / 0.35 mm	65 cm	919/33/L

A downloadable order guide and tailor made measurements sheet is available on request. For colours see page 34.



919

Pocket 900/001 shown is an optional extra

*Pb: Lead vinyl in accordance with BS EN 61331-1 in the 50 to 150 kV range of x-ray tube voltages.

917 – *LytaType* double-sided short top apron

An alternative to model 915 for use with Kilt model 919. Fitted with a shoulder clip and fastenings on both sides.

(S) Small for chest sizes (A) 80 – 90 cm girth

Lead equivalent (Pb)* Front and back	Length (B)	Apron width shoulder / hip	Maximum girth	Product code
0.25 / 0.25 mm	52 cm	40 cm / 60 cm	100 cm	917/22/S
0.35 / 0.25 mm	52 cm	"	"	917/32/S
0.35 / 0.35 mm	52 cm	"	"	917/33/S

(M) Medium for chest sizes (A) 90 – 100 cm girth

0.25 / 0.25 mm	58 cm	48 cm / 60 cm	100 cm	917/22/M
0.35 / 0.25 mm	58 cm	"	"	917/32/M
0.35 / 0.35 mm	58 cm	"	"	917/33/M

(L) Large for chest sizes (A) 100 – 120 cm girth

0.25 / 0.25 mm	70 cm	48 cm / 75 cm	120 cm	917/22/L
0.35 / 0.25 mm	70 cm	"	"	917/32/L
0.35 / 0.35 mm	70 cm	"	"	917/33/L



917

915/919/917 – Optional extras

Description	Product code
Pocket	900/001
Embroidery in a position to be specified	9/B20
Thyroid collar (see page 42)	951/05

A downloadable order guide and tailor made measurements sheet is available on request. For colours see page 34.

921 – *LytaType* demi apron

Lower body aprons fitted with a soft vinyl covered spring waistband.

Lead equivalent (Pb)*	Size	Length	Width	Product code
0.5 mm	Toddler	25 cm	25 cm	921/05/01
"	Child	30 cm	30 cm	921/05/02
"	Adult	37 cm	40 cm	921/05/03
"	Large adult	45 cm	50 cm	921/05/04

921-V – *LytaType* demi apron

Lower body aprons fitted with a VELCRO® fastening belt.

Lead equivalent (Pb)*	Size	Length	Width	Product code
0.5 mm	Toddler	25 cm	25 cm	921-V/05/01
"	Child	30 cm	30 cm	921-V/05/02
"	Adult	37 cm	40 cm	921-V/05/03
"	Large adult	45 cm	50 cm	921-V/05/04



921

For colours see page 34.

*Pb: Lead vinyl in accordance with BS EN 61331-1 in the 50 to 150 kV range of x-ray tube voltages.

951/05 – Thyroid collar

Collar and bib type for the best fit and comfort.
- Soft flexible and adjustable for any neck size.
- Provides optimum protection to the thyroid area.
- Lead equivalent 0.5 mm VELCRO® closure.

Description	Product code
Thyroid collar	951/05

For colours see page 34.



951/05

953/05 – Thyroid collar

One-piece design without edge binding.

- Very soft and flexible.
- Lead equivalent 0.5 mm.
- VELCRO® closure for any neck size.

Description	Product code
Thyroid collar	953/05

For colours see page 34.



953/05

278 – Ovary shields

Provides maximum protection without interfering with diagnostically important areas of image.
1.0 mm Pb equivalent shields adjust in a fan-wise fashion to fit the pelvis.

Description	Product code
Ovary shields set of 3 sizes	278/SET



278

299 – T shape gonad shields

2.0 mm lead centre section encased in tough plastic.

Description	Product code
T shape shields set of 3 sizes	299/SET



299

265 – Radiation protective glasses

Optically correct 0.75 mm Pb lead glass lenses with 0.50 mm Pb side protection.

Description	Product code
Radiation protective glasses, black	265/SW/S



265/SW/S

Apron storage racks
Models 100 / 102 / 103

100 – Multiform apron wall console

A swivel hanger rack that prolongs the life of protective clothing.

- Occupies minimal wall space.
- Clothing is clearly arranged.
- Shaped hangers extend the service life of protective clothing.
- Hangers fan out from the wall for immediate access, or fold flat when fully loaded.
- Left and right racks together provide storage for up to 10 aprons.

Description	Product code
1 swivel arm (180° movement)	100/1
2 arms swivel to the right	100/2R
2 arms swivel to the left	100/2L
3 arms swivel to the right	100/3R
3 arms swivel to the left	100/3L
4 arms swivel to the right	100/4R
4 arms swivel to the left	100/4L
5 arms swivel to the right	100/5R
5 arms swivel to the left	100/5L



100/1



100/2L 100/2R



100/3L 100/3R

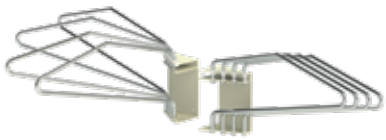

100/4L 100/4R



100/5L 100/5R



100/5L & 100/5R

102/C – Mobile swivel arm apron rack

Ideal for departments where wall racks cannot be installed.

- Hangers fan so aprons can to selected, removed and replaced with ease.
- Racks are compact and can be parked at any convenient location and moved as required.
- The hanger profile provides correct storage for protective clothing.

Dimensions: 61 cm wide x 64 cm deep x 155 cm high

Description	Product code
Rack for up to 6 garments	102/C/06
Rack for up to 11 garments	102/C/11



102/C/11

100 – Kilt / skirt hooks

A pair of hooks can be simply added to a swivel hanger at any time.

- Kilts with internal fitted loops can be suspended from the hooks.
- Use with models 100 and 102.

Description	Product code
Hooks, per pair	100/428



100/428

103 – Mobile apron rail

Accommodates aprons on optional coat hangers.

Dimensions: 57 cm wide x 61 cm deep x 140 cm high

Description	Product code
Mobile apron rail	103
Coat hanger	106



103



106

Terms and conditions

Acceptance of orders
Orders are accepted subject to the following business terms and conditions: -

Price list
All prices listed are in GB Pounds Sterling, are provisional only and are subject to alteration without notice. Unless otherwise agreed, prices are for goods Free Carrier Harlow (FCA) in accordance with the International Chamber of Commerce (ICC) trade terms: Incoterms 2020. Prices are exclusive of VAT. VAT if applicable will be charged at the current rate.

Terms of payment
Credit accounts are strictly net payable within 30 days of invoice date.

Carriage
As a general rule carriage will be charged at cost, with shipments made at the purchaser's risk. If transport insurance is requested and undertaken it will be charged to the purchaser as an additional cost. Unless we are given specific instructions we select the manner and route of shipment.

Damage or loss in transit
Any claim made concerning damage or shortages must be made in writing to us within 3 days of delivery of the goods. Any claim for non-delivery must be made in writing to us within 14 days from the date of our invoice. Original packaging must be retained.

Retention of title
Not withstanding that delivery of the goods has been made, they remain the property of Kenex until payment is made in full.

Time of delivery
Every effort will be made to adhere to quoted delivery times. However, no liability can be accepted for any losses incurred by the purchaser for a failure to deliver within the stated period. Delays shall not entitle the purchaser to cancel the order nor to claim damages. We reserve the right to make partial deliveries.

Guarantee and Returns
We will make good at our discretion by repair or by the supply of a replacement, defects that appear in the goods of our manufacture and arise solely from faulty workmanship or materials, provided that the goods are returned to us carriage paid within one year from the date of delivery. Goods subject to fair wear & tear, misuse or inadequate maintenance are excluded. Any claim under this guarantee shall be limited to the cost of the goods. All goods to be returned for warranty investigation or replacement must be agreed and authorised by Kenex. A 'Returns Material Authorisation' form will be issued for completion. Any goods received without the aforementioned documentation may be subject to refusal or additional cost.

Limitation of liability
Other than the statements made in Kenex literature, no warranty is expressed or implied as to the suitability of any product for any purpose. Purchasers must satisfy themselves on this point. Persons authorised to select or use Kenex X-ray protective garments, shields or other products must be aware of the dangers of exposure to radiation.

Specifications & descriptions
Technical data, dimensions, weights and illustrations are typical and not binding. Kenex reserve the right to improve or amend any product without notice.

Patents, trademarks, copyright and designs
Kenex is a registered trademark of Kenex (Electro-Medical) Limited. Kenex products are covered by patents and/or registered designs.
Copyright: All rights reserved. No part of this publication may be reproduced without prior written permission.

Quality management systems and certification
Kenex is compliant and certified according to the following regulations and standards regarding design and manufacture of medical devices: -

2017/745 Medical device regulation (MDR)
2016/425 Personal protective equipment (PPE)
BS EN ISO 13485:2016 (Quality management systems for medical devices)
BS EN 61331-1:2014 (Determination of x-ray attenuation properties)
BS EN 61331-2:2014 (Translucent protective plates)
BS EN 61331-3:2014 (X-ray protective clothing)
BS EN 60601-1:2021 (Medical electrical equipment – basic safety and essential performance)

Quality management systems audited by SGS UK Limited.

Kenex (Electro-Medical) Limited was established in 1970

Kenex (Electro-Medical) Limited
Unit 17, RO24 Greenway
Harlow Business Park
Harlow, Essex
CM19 5QB
England

+44 (0)1279 417241
kenex@kenex.co.uk
www.kenex.co.uk